

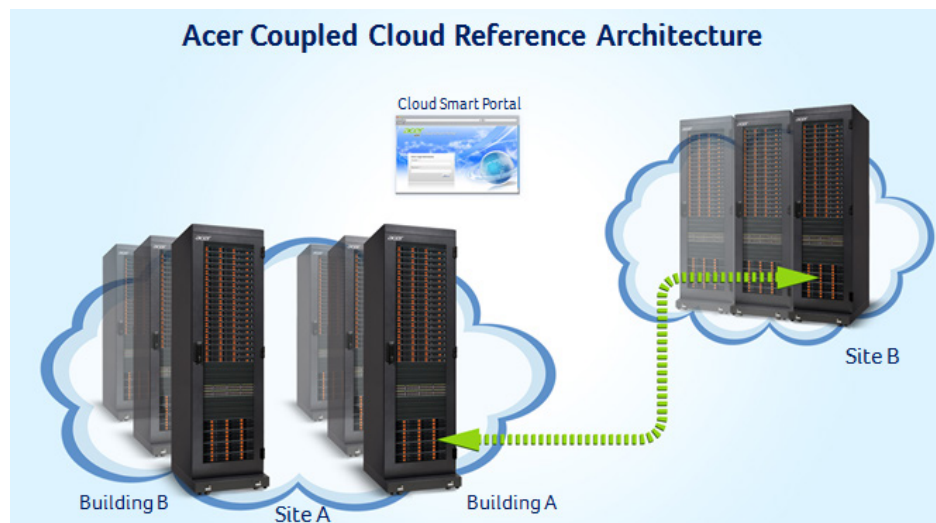


Coupled Cloud G Package Solution Brief

Acer launches the Coupled Cloud Solution by capitalizing its high-performance server technology and expertise in data center deployment for industries which require mission critical computing capability. The Coupled Cloud uses high availability software in compute and storage nodes to provide the elements of cloud computing, e.g. resource pooling, dynamic expansion, easy-to-use, and minimum required management. Acer's Cloud Smart Portal supports multiple hypervisors for resource allocation and service management in a virtualized IT environment. Cloud Smart Portal effectively reduces the total cost of ownership of private cloud, and provides the flexibility and convenience a business needs to realize the benefits of cloud computing.

Solution Content

The Coupled Cloud G package solution includes compute servers, storage servers, network equipment, plus a management platform – Cloud Smart Portal. The Coupled Cloud is designed for mission critical applications by providing on-premise or remote site implementation of high availability compute and storage nodes.



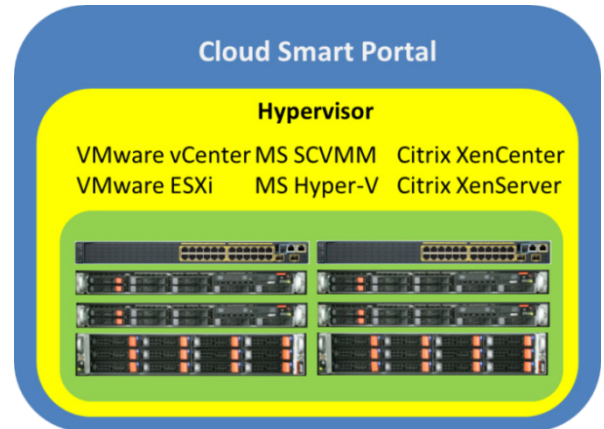


explore beyond limits™

Default Solution Deployment

The deployment of Coupled Cloud G Package is easy and rapid to deploy. It takes only a few steps:

- Connect 4 x AR360 F2 and 2 x AR180 F1 through two switches;
- Connect 4 x AR360 F2 and 2 x AR180 F1 through two switches for the “coupled” servers at the remote site (or another building) for backup and disaster recovery.
- Install CentOS 6.3 and GlusterFS 3.3 on storage node AR180F;
- Install Hypervisor high-availability edition (Citrix XenServer, VMware ESXi, or Microsoft Hyper-V) and its “Center” on compute node AR360 F2;
- Install Acer high-availability (HA) plug-in module
- Import Cloud Smart Portal and Cloud Monitor VMs;
- Activate Windows 2008 R2 Server and MSSQL 2008 licenses;
- Configure and scan the cloud environment to complete the setup.



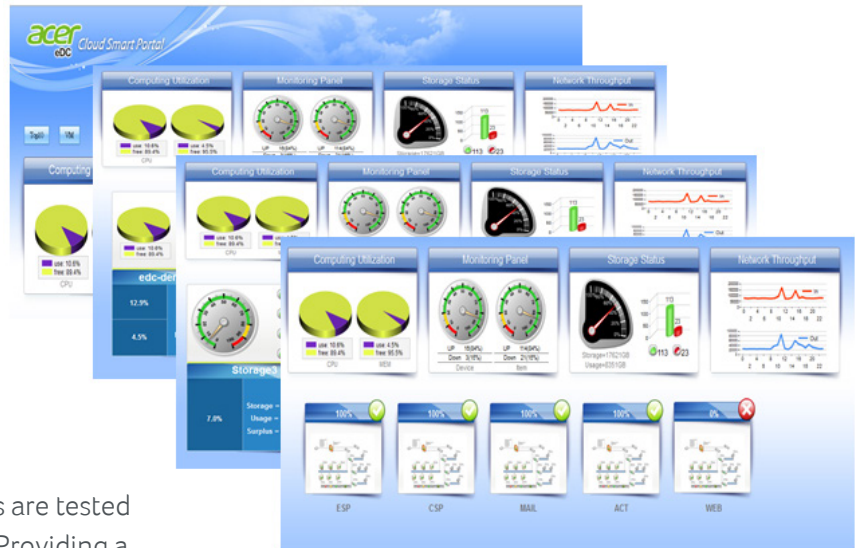
Features and Benefits

High Availability – The Coupled Cloud solution incorporates high availability capability in compute and storage nodes, providing continuous service and a minimum of downtime for mission critical applications.

Rapid Setup – After installing hardware, the Coupled Cloud solution can be installed and run within half a day. Users can quickly deploy and enjoy a user-friendly, scalable private cloud solution.

Easy-to-Use Portal – Acer’s Cloud Smart Portal is an easy-to-use portal allowing IT users to quickly and easily select virtual machines (VMs) from a template and deploy within minutes.

Validated Architecture – Acer solutions are tested and proven to work in real businesses. Providing a complete software and hardware solution, Acer’s validated architecture can be scaled to support business expansion.



Cloud Smart Portal

Cloud Smart Portal (CSP) can be deployed with a choice of major hypervisors, e.g. VMware® ESXi, Hyper-V™, and XenServer. Virtualization is only the first step in realizing the benefits of private cloud computing. CSP enables the key features of cloud computing with: on-demand self-service, broad network access, resource pooling, rapid elasticity, and measured service with security assurance. Cloud Smart Portal provides a user-

friendly single-entry portal, with automated process management and resource monitoring capacity for the different needs of each defined role. Therefore, users can easily manage their private cloud and enjoy the benefits of cloud computing. The functions and features of Cloud Smart Portal are as follows:

CSP Features



- Platform Portal: Users can estimate required resources and subscribe to services via the portal, which provides on-demand self-service.
- Service Catalogue and Billing: Users can design a service catalogue with billing model to offer flexibility for business changes or rapid deployment needs.
- Resource Allocation and Monitoring: Dynamic resource allocation and close monitoring for on-going projects.
- Automated Process Management: Monitoring system use and performance, the CSP sets thresholds and automatically scales resources (horizontally or vertically) once a threshold is crossed; expanding or recycling needed resources.
- Report Management: Report generation and subscription for resource use, service availability, billing details, alerts, etc.



explore beyond limits™

Specifications

Acer AR360 F2 Specification

Processor	Up to 2 x Intel® Xeon® E5-2600 series
Chipset	Intel® C606
Memory	24 x registered DIMM: 1, 2, 4, 8, 16, 32 GB; 16 x unbuffered DIMM: 1, 2, 4, 8 GB; Maximum Capacity 768 GB registered DIMM or 128 GB unbuffered DIMM
Network Controller	2 x Intel Dual-port Gigabit Ethernet controllers (I350AM2 & I350BT2); Quad Gigabit LAN ports; 1 x IPMI 2.0 with dedicated LAN
Storage	16 x hot-plug 2.5" SAS/SATA HDD
Storage Controller	On-board 8-port SAS w/ Software RAID (RAID 0, 1 and 10) On-board 6-port SATA for ODD Opt. LSI 9260-8i SAS RAID card
Expansion Slots	1 x PCIe 3.0 x16 link with x16 connector 1 x PCIe 3.0 x8 link with x16 connector 1 x PCIe 3.0 x8 link with x 8 connector (optional, not included by default)
Form Factor	1U rack optimized
Management	Acer Smart Server Manager; System ID LED buttons, System Health LED; Acer Smart Console for server management and KVM over IP remote management
Deployment/Serviceability	Acer Smart Setup; BIOS Update Tool; IPMI Firmware Update Tool
Operating Systems	Windows Server® 2008/2008 R2 (includes Hyper-V); SUSE® Linux® Enterprise Server 10, 11; Red Hat® Enterprise Linux 5, 6; VMware ESXi™ 5.0; Citrix® XenServer 6.0
Power Supply	2 x 700 W 80 PLUS® gold-level efficient, easy-swap power supply (1+1 redundant, hot-pluggable)

Acer AR180 F1 Specification

Processor	Up to 2 x Intel® Xeon® 5500/5600 series
Chipset	Intel® 5520
Memory	Registered DIMM: 1, 2, 4, 8, 16 GB; unbuffered DIMM: 1, 2, 4 GB; Maximum Capacity 192 GB registered DIMM or 48 GB unbuffered DIMM
Network Controller	2 x dual-port Intel® 82576EB Gigabit Ethernet Controller (2 ports total)
Storage	3.5" hot-pluggable; up to 24 TB SATA HDD (2 TB 3.5" x 12 HDDs) or 7.2 TB SAS (600 GB 3.5" x 12 HDDs)
Storage Controller	Default Intel® ICH10R Serial ATA host controller (six 3 Gb/s SATA ports) with software RAID 0, 1, 5, 10 support; additional PCIe 16-port SAS RAID card for more supports
Expansion Slots	1 Acer Flex I/O (PCIe® 2.0 x8) slot (left); 2 full height PCIe® 2.0 x8 slots (with x4 link, left); 1 full height PCIe® 2.0 x16 slot (with x8 link, left); 3 low profile PCIe® 2.0 x8 slots (with x4 link, right)
Form Factor	2U rack optimized
Management	Acer Smart Server Manager; System ID LED buttons; System Health LED; Acer Smart Console for server management and KVM over IP remote management
Deployment/Serviceability	Acer Smart Setup; BIOS Update Tool; IPMI Firmware Update Tool
Operating Systems	Windows Server® 2008/2008 R2/2003; SUSE® Linux® Enterprise Server 11; Red Hat® Enterprise Linux 5.4; VMware ESXi™ 4/ESX™ 4;
Power Supply	2 x 720 W 80 PLUS® gold-level efficient, easy-swap power supply (1+1 redundant, hot-pluggable)

In a continuing effort to improve the quality of our products and information, information in this document is subject to change without notice. Acer disclaims any liability for errors or omissions in product descriptions. Acer and the Acer logo are registered trademarks of Acer Inc. Intel and Xeon are trademarks of Intel Corporation in the U.S. and other countries. Microsoft, Windows and the Windows logo are trademarks or registered trademarks of Microsoft Corporation in the United States and/or other countries. Other trademarks, registered trademarks and/or service marks, indicated or otherwise, are the properties of their respective owners.